

# Efficient Route to $C_2$ Symmetric Heterocyclic Backbone Modified Cyclic Peptides

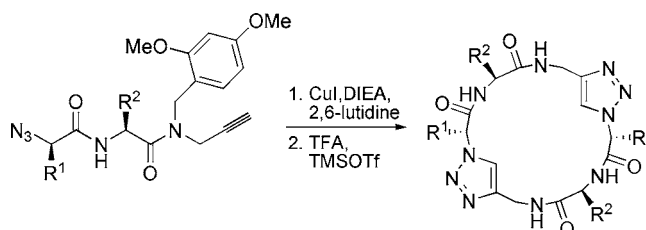
Jan H. van Maarseveen, W. Seth Horne, and M. Reza Ghadiri\*

Departments of Chemistry, Molecular Biology, and The Skaggs Institute for Chemical Biology, The Scripps Research Institute, 10550 North Torrey Pines Road, La Jolla, California 92037

ghadiri@scripps.edu

Received July 28, 2005

## ABSTRACT



A tandem dimerization–macrocyclization approach using 1,3-dipolar azide–alkyne cycloaddition reactions has been employed in the facile and convergent solution phase syntheses of  $C_2$  symmetric cyclic peptide scaffolds bearing triazole  $\epsilon^2$ -amino acids as dipeptide surrogates.

Hydrogen bond-directed self-assembly of appropriately designed cyclic peptides is an effective method for the preparation of organic nanotubes<sup>1,2</sup> for applications in the solid state, solution phase, membrane environments, and biological settings.<sup>3</sup> Although the structural and functional properties of self-assembling peptide nanotubes can often be modulated by varying the cyclic peptide sequence and ring size, their

functional repertoire can be significantly expanded using cyclic architectures bearing unnatural amino acids or alternative backbone structures.<sup>2</sup> We have recently explored the utility of 1,4-disubstituted 1,2,3-triazole  $\epsilon$ -amino acids as *trans*-amide dipeptide surrogates and reported the high-resolution structural features of these substitutions in the context of  $\alpha$ -helical coiled-coils,<sup>4</sup> rigid  $\beta$ -turn scaffolds,<sup>5</sup> and extended  $\beta$ -sheet-like hollow tubular assemblies.<sup>2b</sup> Considering that triazole  $\epsilon$ -amino acids can be conveniently synthesized via Cu(I)-catalyzed 1,3-dipolar cycloaddition<sup>6</sup> between

(1) Peptide nanotubes based on cyclic D,L- $\alpha$ -peptides: (a) Ghadiri, M. R.; Granja, J. R.; Milligan, R. A.; McRee, D. E.; Khazanovich, N. *Nature* **1993**, *366*, 324–327. (b) Hartgerink, J. D.; Granja, J. R.; Milligan, R. A.; Ghadiri, M. R. *J. Am. Chem. Soc.* **1996**, *118*, 43–50. (c) Rosenthal-Aizman, K.; Svensson, G.; Uden, A. *J. Am. Chem. Soc.* **2004**, *126*, 3372–3373. (d) For a review, see: Bong, D. T.; Clark, T. D.; Granja, J. R.; Ghadiri, M. R. *Angew. Chem., Int. Ed.* **2001**, *40*, 988–1011.

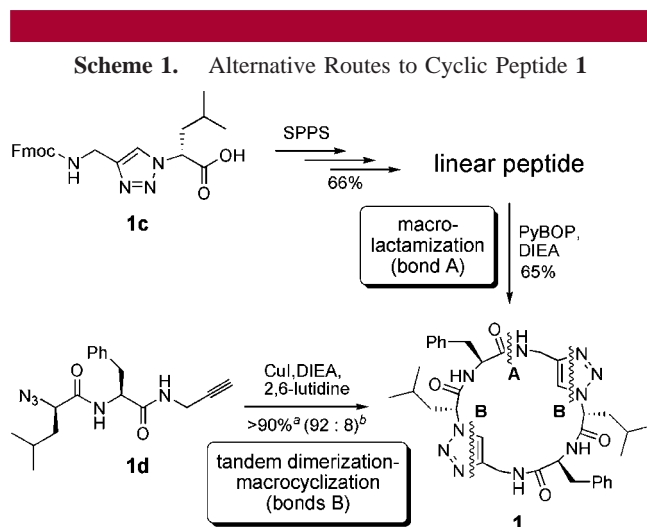
(2) Peptide nanotubes based on other cyclic peptide architectures: (a) Karle, I. L.; Handa, B. K.; Hassall, C. H. *Acta Crystallogr., Sect. B* **1975**, *31*, 555–560. (b) Seebach, D.; Matthews, J. L.; Meden, A.; Wessels, T.; Baerlocher, C.; McCusker, L. B. *Helv. Chim. Acta* **1997**, *80*, 173–182. (c) Clark, T. D.; Buehler, L. K.; Ghadiri, M. R. *J. Am. Chem. Soc.* **1998**, *120*, 651–656. (d) Ranganathan, D.; Lakshmi, C.; Karle, I. L. *J. Am. Chem. Soc.* **1999**, *121*, 6103–6107. (e) Gauthier, D.; Baillargeon, P.; Drouin, M.; Dory, Y. L. *Angew. Chem., Int. Ed.* **2001**, *40*, 4635–4638. (f) Semetey, V.; Didierjean, C.; Briand, J.-P.; Aubry, A.; Guichard, G. *Angew. Chem., Int. Ed.* **2002**, *41*, 1895–1898. (g) Amarin, M.; Castedo, L.; Granja, J. R. *J. Am. Chem. Soc.* **2003**, *125*, 2844–2845. (h) Horne, W. S.; Stout, C. D.; Ghadiri, M. R. *J. Am. Chem. Soc.* **2003**, *125*, 9372–9376.

(3) (a) Ghadiri, M. R.; Granja, J. R.; Buehler, L. K. *Nature* **1994**, *369*, 301–304. (b) Granja, J. R.; Ghadiri, M. R. *J. Am. Chem. Soc.* **1994**, *116*, 10785–10786. (c) Motesharei, K.; Ghadiri, M. R. *J. Am. Chem. Soc.* **1997**, *119*, 11306–11312. (d) Fernandez-Lopez, S.; Kim, H.-S.; Choi, E. C.; Delgado, M.; Granja, J. R.; Khasanov, A.; Kraehenbuehl, K.; Long, G.; Weinberger, D. A.; Wilcoxon, K. M.; Ghadiri, M. R. *Nature* **2001**, *412*, 452–456. (e) Sanchez-Quesada, J.; Kim, H. S.; Ghadiri, M. R. *Angew. Chem., Int. Ed.* **2001**, *40*, 2503–2506. (f) Couet, J.; Jeyaparakash, J. D.; Samuel, S.; Kopyshev, A.; Santer, S.; Biesalski, M. *Angew. Chem., Int. Ed.* **2005**, *44*, 3297–3301. (g) Horne, W. S.; Wiethoff, C. M.; Cui, C.; Wilcoxon, K. M.; Amarin, M.; Ghadiri, M. R.; Nemerow, G. R. *Bioorg. Med. Chem.* **2005**, *13*, 5145–5153.

(4) Horne, W. S.; Yadav, M. K.; Stout, C. D.; Ghadiri, M. R. *J. Am. Chem. Soc.* **2004**, *126*, 15366–15367.

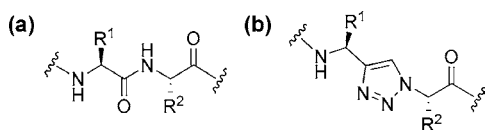
(5) Horne, W. S. Ph.D. Thesis, The Scripps Research Institute, La Jolla, CA, 2005.

amino acid-derived azides and alkynes, we wished to explore whether  $C_2$  symmetric triazole-substituted cyclic peptides, useful in the fabrication of self-assembling peptide nanotubes, could be efficiently synthesized in solution via tandem dimerization—macrocyclization cycloaddition reactions (Scheme 1).<sup>7</sup> We reported recently that peptide **1** has high affinity



<sup>a</sup> HPLC yield; <sup>b</sup> ratio of cyclic dimer (**1**) to cyclic trimer by HPLC.

for self-association in solution and peptide nanotube formation in the solid state.<sup>2h</sup> The original synthesis of **1** was accomplished in 43% overall yield by employing Fmoc-protected  $\epsilon^2$ -amino acid **1c** in the solid phase peptide synthesis of the linear peptide precursor, which was subsequently



**Figure 1.** Structures of (a) a dipeptide and (b) a triazole  $\epsilon$ -amino acid dipeptide surrogate.

cyclized via macrolactamization to afford the desired ring structure (Scheme 1, top route). We envisioned an alternative strategy for the synthesis of macrocycle **1** (Scheme 1, bottom route) using azido—alkyne functionalized peptide **1d** via 1,3-dipolar cycloaddition reactions involving intermolecular dimerization followed by an intramolecular ring forming reaction.<sup>7</sup> Although this approach could, in principle, produce a number of linear and cyclic oligomers, we hypothesized

that the backbone conformational preference imposed by the alternating *R,S*-amino acid chirality would kinetically favor formation of the desired cyclic structure, which is also the smallest unconstrained cyclic product possible. This route was expected to provide a facile entry into a series of self-assembling pseudo-hexapeptide scaffolds via an expedient solution phase method.

We set out initially to resynthesize previously characterized cyclic peptide **1** in order to evaluate the viability of the proposed route and its efficiency relative to the macrolactamization method (Scheme 1). Addition of copper(I) iodide, diisopropylethylamine, and 2,6-lutidine to a millimolar solution of **1d** in acetonitrile led to the gradual formation of a white precipitate from an initially homogeneous reaction mixture. Analysis of the reaction mixture by RP-HPLC indicated formation of cyclic pseudo-hexapeptide **1** as the major product (>90%) together with small amounts of the cyclic trimer and larger oligomers. Despite the excellent yield and product selectivity, the insolubility of the reaction products severely complicated isolation of **1**. Self-assembling cyclic peptides lacking ionizable side chains generally exhibit low solubility due to their inherent propensity to form large tubular assemblies. Although this property is desirable from the nanotube supramolecular design perspective, it nevertheless adds practical difficulty to product isolation. To alleviate this shortcoming, we took advantage of an amide backbone N-alkylation strategy which has been shown to prevent formation of nanotubular aggregates by breaking the network of extended intermolecular backbone—backbone hydrogen bonding.<sup>8</sup> Our synthetic strategy thus was modified to employ peptide precursors bearing *N*-(2,4-dimethoxy)benzyl (Dmb) amide substituents.<sup>9</sup>

The Dmb backbone modifications were expected to render the peptides highly soluble in most typical organic solvents and be readily removed under strongly acidic conditions. Subjecting *N*-Dmb-substituted azido—alkyne **1a** (Scheme 2) to a similar reaction condition used in the tandem dimerization—macrocyclization of **1d** gave a homogeneous reaction mixture that was >90% cyclic product **1b** by HPLC analysis. The improved solubility of the heterocyclic peptide allowed facile purification by preparative HPLC providing 80% isolated yield of **1b**. The Dmb groups were removed by treatment with TFA/TMSOTf/anisole (8:1:1) to afford free peptide **1**, which could be isolated quantitatively by trituration upon addition of diethyl ether to the reaction mixture. Similarly, azido—alkynes **2a** and **3a** were used to prepare heterocyclic products **2** and **3** in good isolated yields and product selectivity (Scheme 2), suggesting the likely generality of this approach.

The use of Dmb substituents and the resulting enhanced solubility of heterocyclic peptides also enabled facile postsynthetic modifications (Scheme 3). For example, cyclic peptide

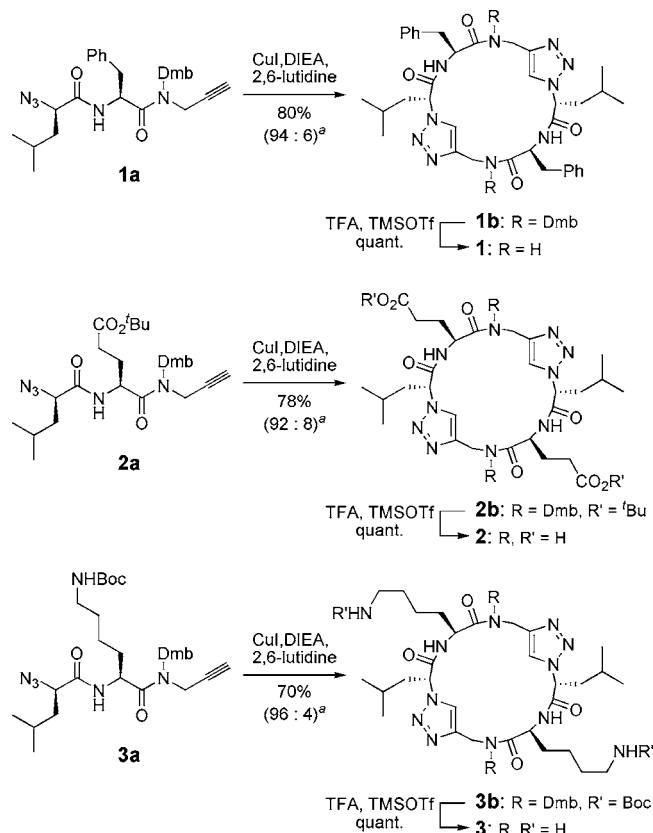
(6) (a) Rostovtsev, V. V.; Green, L. G.; Fokin, V. V.; Sharpless, K. B. *Angew. Chem., Int. Ed.* **2002**, *41*, 2596–2599. (b) Tornøe, C. W.; Christensen, C.; Meldal, M. *J. Org. Chem.* **2002**, *67*, 3057–3064.

(7) (a) Bodine, K. D.; Gin, D. Y.; Gin, M. S. *J. Am. Chem. Soc.* **2004**, *126*, 1638–1639. (b) Billing, J. F.; Nilsson, U. J. *J. Org. Chem.* **2005**, *70*, 4847–4850. (c) Punna, S.; Kuzelka, J.; Wang, Q.; Finn, M. G. *Angew. Chem., Int. Ed.* **2005**, *44*, 2215–2220.

(8) (a) Ghadiri, M. R.; Kobayashi, K.; Granja, J. R.; Chadha, R. K.; McRee, D. E. *Angew. Chem., Int. Ed. Engl.* **1995**, *34*, 93–95. (b) Clark, T. D.; Buriak, J. M.; Kobayashi, K.; Isler, M. P.; McRee, D. E.; Ghadiri, M. R. *J. Am. Chem. Soc.* **1998**, *120*, 8949–8962.

(9) (a) Weygand, F.; Steglich, W.; Bjarnaso, J.; Akhtar, R.; Khan, N. M. *Tetrahedron Lett.* **1966**, 3483–3487. (b) Blaakmeer, J.; Tijssels, T.; Tesser, G. I. *Int. J. Pept. Protein Res.* **1991**, *37*, 556–564.

## Scheme 2. Synthesis of C<sub>2</sub> Symmetric Heterocyclic Peptides



<sup>a</sup> Ratio of the desired cyclic dimer to cyclic trimer by analytical HPLC.

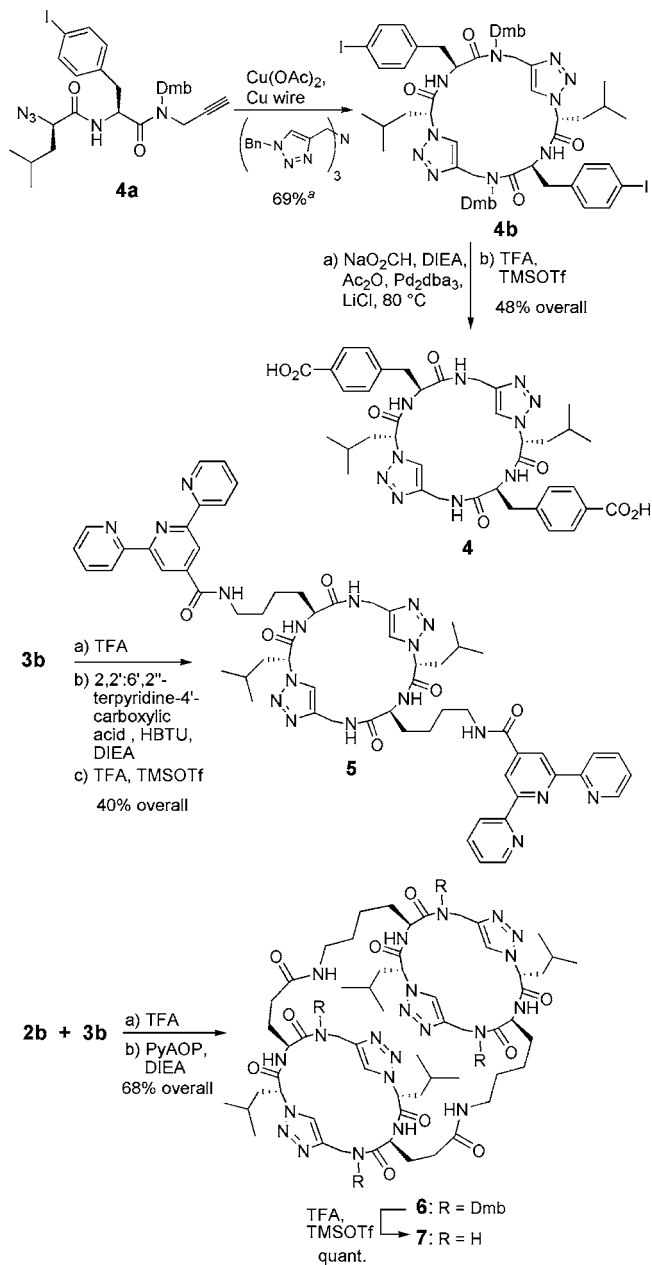
**4** having *p*-carboxyphenylalanine side chains could be readily prepared starting from azido-alkyne **4a** bearing a *p*-iodophenylalanine residue by its conversion to **4b** using copper with a tris(benzyltriazolylmethyl)amine ligand<sup>10</sup> and subsequent Pd<sup>0</sup>-catalyzed carboxylation of the aryl iodides with acetic anhydride and formate.<sup>11</sup> Selective removal of the side chain protective groups in **2b** and **3b** by treatment with TFA in the absence of TMSOTf led to soluble cyclic architectures that could be further derivatized at their periphery. Accordingly, the Boc-protected amines in heterocyclic peptide **3b** were deprotected and then reacted with 4'-substituted terpyridyl carboxylic acid<sup>12</sup> to afford, after Dmb group removal, peptide **5** for potential use in the design of metalloprotein nanotubular assemblies. In another example, the side chains of heterocyclic peptides **2b** and **3b** were first selectively deprotected in the presence of TFA and then condensed by dimerization via macrolactamization to afford tricyclic peptide **6**. Dmb removal yielded peptide **7**, which represents a covalently captured minimal repeating motif of a self-assembling heterocyclic peptide nanotube.<sup>2h,13</sup>

(10) Chan, T. R.; Hilgraf, R.; Sharpless, K. B.; Fokin, V. V. *Org. Lett.* **2004**, *6*, 2853–2855.

(11) Cacchi, S.; Fabrizi, G.; Goggiani, A. *Org. Lett.* **2003**, *5*, 4269–4272.

(12) Fallahpour, R. A. *Synthesis* **2000**, 1138–1142.

## Scheme 3. Postsynthetic Modification of Heterocyclic Peptides

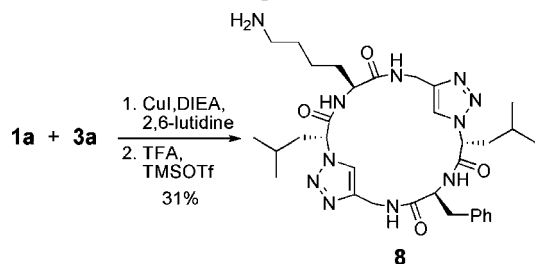


<sup>a</sup> Product isolated as a mixture of dimer and trimer.

It should be noted that the approach of tandem dimerization–macrocyclization can also be generalized for the expedient synthesis of unsymmetrical cyclic peptide sequences by taking advantage of the statistical product distribution arising from the reaction of two different linear azido-alkynes. As an example, subjecting an equimolar mixture of peptides **1a** and **3a** to the standard reaction conditions gave a 1:1 mixture of homo- and heterodimeric products from which **8** was readily isolated in 31% yield. This approach could provide a rapid and convergent route

(13) (a) Clark, T. D.; Ghadiri, M. R. *J. Am. Chem. Soc.* **1995**, *117*, 12364–12365. (b) Clark, T. D.; Kobayashi, K.; Ghadiri, M. R. *Chem.–Eur. J.* **1999**, *5*, 782–792.

**Scheme 4.** Synthesis of a Nonsymmetric Triazole Cyclic Peptide



for the preparation of combinatorial libraries of heterocyclic peptide structures from readily available starting materials. In summary, the approach described here should provide a convenient entry for the design and synthesis of a variety of

heterocyclic pseudo-hexapeptide structures with potential utility in biological and materials settings.

**Acknowledgment.** We thank the National Institutes of Health (GM52190) and Office of Naval Research (N00014-03-1-0370) for financial support, The Netherlands Organization for Scientific Research for a travel grant to J.v.M., the National Science Foundation for a Predoctoral Fellowship to W.S.H., and John M. Beierle for synthesis and characterization of **8**.

**Supporting Information Available:** Scheme for the synthesis of linear peptides **1a–4a**, experimental methods, and compound characterization data. This material is available free of charge via the Internet at <http://pubs.acs.org>.

OL0518028